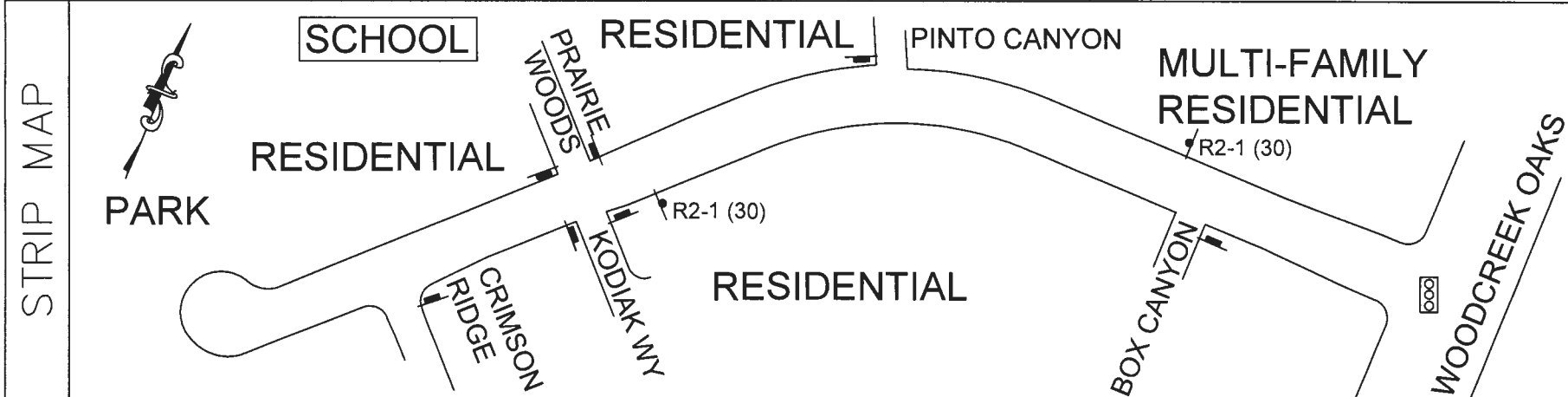




PUBLIC WORKS DEPT.

TRAFFIC ENGINEERING AND SPEED MAP  
SPEED ZONE SURVEY

ROAD NAME:  
**PAINTED DESERT DRIVE**  
WOODCREEK OAKS TO END



ROADWAY WIDTH	42'
NO. OF LANES	2
ADT	1506
DIVIDER TYPE	PAINTED
CRITICAL SPEED (85th %)	34.5 MPH
PACE SPEED	26-35 MPH
3-YEAR ACCIDENT HISTORY	0
EXISTING SPEED LIMIT	30 MPH
RECOM. SPEED LIMIT	30 MPH
SEGMENT LENGTH	.22 MI

LEGEND      STOP SIGNS      SPEED LIMIT SIGN      TRAFFIC SIGNAL

MPH			ROADSIDE COND.	
	61-75		0	SCHOOL
51-60		0	RESIDENCE	<input checked="" type="checkbox"/>
41-50		33*	BUSINESS	<input type="checkbox"/>
31-40		570*	PARKS	<input checked="" type="checkbox"/>
1-30		903*	OPEN SPACE	<input type="checkbox"/>
			BIKEWAY	<input checked="" type="checkbox"/>


COMMENTS: NO PARKING ON BOTH SIDES OF STREET.  
HOSES USED FOR SPEED SURVEY. TOTAL VOLUME EQUALS 1506.


SOME RECOVERY AREA  NO RECOVERY AREA   
SCHOOL ROUTE

# City of Roseville Engineering and Traffic Survey Summary

Street: PAINTED DESERT DRIVE  
Limits: WOODCREEK OAKS BOULEVARD  
CRIMSON RIDGE WAY

Field Observer: R YAKIMCHUK  
Checked By: J CERVANTES  
Date: 7/11/2019

Factors	Direction:	
<b><u>A. Prevailing Speed Data</u></b>		
Location of Survey	180' west of Pinto Canyon Wy	
85th Percentile	34.5 MPH	
10 mph Pace	26-35 MPH	
Percent in Pace	55.35%	
Posted Speed Limit	30 MPH	
<b><u>B. Collision History</u></b>		
Date Range Covered	05/30/2016 TO 05/31/2019	(3 years)
Total Collisions	0	
Collision Rate (Acc/MVM)	0	
Expected Collision Rate	3.05	
<b><u>C. Traffic Factors</u></b>		
Average Daily Traffic	1506	
Length of Segment	1213	
Lane Configuration	Single Lane Each Direction	
Street Classification	Collector	
<b><u>D. Conditions Not Readily Apparent</u></b>		
Conditions	See: Roadside Conditions on the Speed Zone Survey Map	
Roadway Geometrics	Horizontal curves.	
Comments	Class II bike lanes; Residential side streets; SRTS route; Park.	
<b><u>E. Adjacent Land Use</u></b>		
	Single Family residential	
Posted Speed Limit	30	
Speed Limit Change?	No	
Revised Speed Limit		
Approved and Authorized for release by City of Roseville Traffic Engineering Department:		
 _____		8-15-19 Date
		Loc.#



# City of Roseville

311 Vernon Street  
Roseville, CA 95678  
**(916) 746-1300**

Site Code: PAINTED NS

WB

Start Time	1	16	21	26	31	36	41	46	51	56	61	66	71	76	Total	Pace Speed	Number in Pace
	15	20	25	30	35	40	45	50	55	60	65	70	75	999			
07/10/19	*	*	*	*	*	*	*	*	*	*	*	*	*	*	*	*	*
01:00	*	*	*	*	*	*	*	*	*	*	*	*	*	*	*	*	*
02:00	*	*	*	*	*	*	*	*	*	*	*	*	*	*	*	*	*
03:00	*	*	*	*	*	*	*	*	*	*	*	*	*	*	*	*	*
04:00	*	*	*	*	*	*	*	*	*	*	*	*	*	*	*	*	*
05:00	*	*	*	*	*	*	*	*	*	*	*	*	*	*	*	*	*
06:00	*	*	*	*	*	*	*	*	*	*	*	*	*	*	*	*	*
07:00	*	*	*	*	*	*	*	*	*	*	*	*	*	*	*	*	*
08:00	*	*	*	*	*	*	*	*	*	*	*	*	*	*	*	*	*
09:00	<b>15</b>	<b>1</b>	<b>1</b>	<b>8</b>	<b>11</b>	<b>1</b>	<b>0</b>	<b>0</b>	<b>0</b>	<b>0</b>	<b>0</b>	<b>0</b>	<b>0</b>	<b>0</b>	<b>37</b>	<b>26-35</b>	<b>19</b>
10:00	7	1	2	<b>16</b>	11	<b>2</b>	0	0	0	0	0	0	0	0	39	26-35	27
11:00	14	1	<b>3</b>	12	<b>17</b>	1	<b>1</b>	0	0	0	0	0	0	0	<b>49</b>	26-35	29
12 PM	18	<b>1</b>	3	12	15	3	0	0	0	0	0	0	0	0	52	26-35	27
13:00	17	1	2	11	13	1	0	<b>1</b>	0	0	0	0	0	0	46	26-35	24
14:00	16	0	3	14	9	1	0	0	0	0	0	0	0	0	43	26-35	23
15:00	9	1	<b>8</b>	13	15	1	<b>2</b>	0	0	0	0	0	0	0	49	26-35	28
16:00	19	0	6	26	<b>25</b>	2	0	0	0	0	0	0	0	0	78	26-35	51
17:00	<b>28</b>	0	6	<b>28</b>	22	4	0	0	0	0	0	0	0	0	<b>88</b>	26-35	50
18:00	13	0	2	20	24	<b>6</b>	0	0	0	0	0	0	0	0	65	26-35	44
19:00	14	0	4	28	17	2	0	0	0	0	0	0	0	0	65	26-35	45
20:00	17	0	7	12	11	2	0	0	0	0	0	0	0	0	49	26-35	23
21:00	9	0	6	17	10	0	0	0	0	0	0	0	0	0	42	26-35	27
22:00	5	0	0	13	4	0	0	0	0	0	0	0	0	0	22	26-35	17
23:00	2	0	4	7	1	0	0	0	0	0	0	0	0	0	14	21-30	11
<b>Total</b>	<b>203</b>	<b>6</b>	<b>57</b>	<b>237</b>	<b>205</b>	<b>26</b>	<b>3</b>	<b>1</b>	<b>0</b>	<b>0</b>	<b>0</b>	<b>0</b>	<b>0</b>	<b>0</b>	<b>738</b>		
<b>Percent</b>	<b>27.5%</b>	<b>0.8%</b>	<b>7.7%</b>	<b>32.1%</b>	<b>27.8%</b>	<b>3.5%</b>	<b>0.4%</b>	<b>0.1%</b>	<b>0.0%</b>	<b>0.0%</b>	<b>0.0%</b>	<b>0.0%</b>	<b>0.0%</b>	<b>0.0%</b>			
<b>AM Peak</b>	<b>09:00</b>	<b>09:00</b>	<b>11:00</b>	<b>10:00</b>	<b>11:00</b>	<b>10:00</b>	<b>11:00</b>									<b>11:00</b>	
<b>Vol.</b>	<b>15</b>	<b>1</b>	<b>3</b>	<b>16</b>	<b>17</b>	<b>2</b>	<b>1</b>									<b>49</b>	
<b>PM Peak</b>	<b>17:00</b>	<b>12:00</b>	<b>15:00</b>	<b>17:00</b>	<b>16:00</b>	<b>18:00</b>	<b>15:00</b>	<b>13:00</b>								<b>17:00</b>	
<b>Vol.</b>	<b>28</b>	<b>1</b>	<b>8</b>	<b>28</b>	<b>25</b>	<b>6</b>	<b>2</b>	<b>1</b>								<b>88</b>	

# City of Roseville

311 Vernon Street  
Roseville, CA 95678  
**(916) 746-1300**

Site Code: PAINTED NS

WB

Start Time	1	16	21	26	31	36	41	46	51	56	61	66	71	76	Total	Pace Speed	Number in Pace
	15	20	25	30	35	40	45	50	55	60	65	70	75	999			
07/11/19	0	0	1	0	4	1	0	0	0	0	0	0	0	0	6	29-38	5
01:00	0	0	0	1	0	0	0	0	0	0	0	0	0	0	1	19-28	1
02:00	0	0	0	0	0	0	0	0	0	0	0	0	0	0	0	*	*
03:00	0	0	0	0	0	0	0	0	0	0	0	0	0	0	0	*	*
04:00	0	0	0	0	0	0	0	0	0	0	0	0	0	0	0	*	*
05:00	0	0	0	0	0	0	0	0	0	0	0	0	0	0	0	*	*
06:00	1	0	2	4	2	0	0	0	0	0	0	0	0	0	9	26-35	6
07:00	5	0	2	2	4	1	0	0	0	0	0	0	0	0	14	26-35	6
08:00	8	0	4	19	9	1	0	0	0	0	0	0	0	0	41	26-35	28
09:00	*	*	*	*	*	*	*	*	*	*	*	*	*	*	*	*	*
10:00	*	*	*	*	*	*	*	*	*	*	*	*	*	*	*	*	*
11:00	*	*	*	*	*	*	*	*	*	*	*	*	*	*	*	*	*
12 PM	*	*	*	*	*	*	*	*	*	*	*	*	*	*	*	*	*
13:00	*	*	*	*	*	*	*	*	*	*	*	*	*	*	*	*	*
14:00	*	*	*	*	*	*	*	*	*	*	*	*	*	*	*	*	*
15:00	*	*	*	*	*	*	*	*	*	*	*	*	*	*	*	*	*
16:00	*	*	*	*	*	*	*	*	*	*	*	*	*	*	*	*	*
17:00	*	*	*	*	*	*	*	*	*	*	*	*	*	*	*	*	*
18:00	*	*	*	*	*	*	*	*	*	*	*	*	*	*	*	*	*
19:00	*	*	*	*	*	*	*	*	*	*	*	*	*	*	*	*	*
20:00	*	*	*	*	*	*	*	*	*	*	*	*	*	*	*	*	*
21:00	*	*	*	*	*	*	*	*	*	*	*	*	*	*	*	*	*
22:00	*	*	*	*	*	*	*	*	*	*	*	*	*	*	*	*	*
23:00	*	*	*	*	*	*	*	*	*	*	*	*	*	*	*	*	*
<b>Total</b>	14	0	9	26	19	3	0	0	0	0	0	0	0	0	71		
<b>Percent</b>	19.7%	0.0%	12.7%	36.6%	26.8%	4.2%	0.0%	0.0%	0.0%	0.0%	0.0%	0.0%	0.0%	0.0%			
<b>AM Peak</b>	08:00		08:00	08:00	08:00	00:00									08:00		
<b>Vol.</b>	8		4	19	9	1									41		
<b>PM Peak</b>																	
<b>Vol.</b>																	
<b>Total</b>	217	6	66	263	224	29	3	1	0	0	0	0	0	0	809		
<b>Percent</b>	26.8%	0.7%	8.2%	32.5%	27.7%	3.6%	0.4%	0.1%	0.0%	0.0%	0.0%	0.0%	0.0%	0.0%			

15th Percentile : 8 MPH  
 50th Percentile : 27 MPH  
 85th Percentile : 33 MPH  
 95th Percentile : 34 MPH

Stats  
 10 MPH Pace Speed : 26-35 MPH  
 Number in Pace : 487  
 Percent in Pace : 67.2%  
 Number of Vehicles > 55 MPH : 0  
 Percent of Vehicles > 55 MPH : 0.0%  
 Mean Speed(Average) : 24 MPH

# City of Roseville

311 Vernon Street  
Roseville, CA 95678  
**(916) 746-1300**

Site Code: PAINTED NS

EB	Start Time	15	20	25	30	35	40	45	50	55	60	65	70	75	999	Total	Pace Speed	Number in Pace
07/10/19		*	*	*	*	*	*	*	*	*	*	*	*	*	*	*	*	*
01:00		*	*	*	*	*	*	*	*	*	*	*	*	*	*	*	*	*
02:00		*	*	*	*	*	*	*	*	*	*	*	*	*	*	*	*	*
03:00		*	*	*	*	*	*	*	*	*	*	*	*	*	*	*	*	*
04:00		*	*	*	*	*	*	*	*	*	*	*	*	*	*	*	*	*
05:00		*	*	*	*	*	*	*	*	*	*	*	*	*	*	*	*	*
06:00		*	*	*	*	*	*	*	*	*	*	*	*	*	*	*	*	*
07:00		*	*	*	*	*	*	*	*	*	*	*	*	*	*	*	*	*
08:00		*	*	*	*	*	*	*	*	*	*	*	*	*	*	*	*	*
09:00		<b>16</b>	0	<b>7</b>	<b>11</b>	<b>18</b>	<b>8</b>	1	0	0	0	0	0	0	0	<b>61</b>	26-35	29
10:00		11	0	1	7	16	1	0	0	0	0	0	0	0	0	36	26-35	23
11:00		11	0	4	8	16	5	<b>2</b>	<b>1</b>	0	0	0	0	0	0	47	26-35	24
12 PM		12	0	<b>3</b>	5	13	6	2	0	0	0	0	0	0	0	41	29-38	19
13:00		<b>17</b>	0	2	10	12	<b>14</b>	<b>5</b>	0	0	0	0	0	0	0	<b>60</b>	31-40	26
14:00		9	0	1	8	7	6	2	0	0	0	0	0	0	0	33	26-35	15
15:00		11	0	0	9	11	7	1	<b>1</b>	0	0	0	0	0	0	40	26-35	20
16:00		12	0	0	7	14	7	1	0	0	0	0	0	0	0	41	26-35	21
17:00		16	0	3	7	<b>18</b>	5	1	0	0	0	0	0	0	0	50	26-35	25
18:00		13	0	3	<b>11</b>	11	3	3	0	0	0	0	0	0	0	44	26-35	22
19:00		11	0	1	6	12	5	2	0	0	0	0	0	0	0	37	26-35	18
20:00		11	0	2	5	10	5	1	0	0	0	0	0	0	0	34	26-35	15
21:00		5	0	2	9	8	3	1	0	0	0	0	0	0	0	28	26-35	17
22:00		6	0	1	5	4	0	0	0	0	0	0	0	0	0	16	26-35	9
23:00		2	0	3	2	3	0	0	0	0	0	0	0	0	0	10	20-29	5
<b>Total</b>		<b>163</b>	<b>0</b>	<b>33</b>	<b>110</b>	<b>173</b>	<b>75</b>	<b>22</b>	<b>2</b>	<b>0</b>	<b>0</b>	<b>0</b>	<b>0</b>	<b>0</b>	<b>0</b>	<b>578</b>		
<b>Percent</b>		<b>28.2%</b>	<b>0.0%</b>	<b>5.7%</b>	<b>19.0%</b>	<b>29.9%</b>	<b>13.0%</b>	<b>3.8%</b>	<b>0.3%</b>	<b>0.0%</b>	<b>0.0%</b>	<b>0.0%</b>	<b>0.0%</b>	<b>0.0%</b>	<b>0.0%</b>			
<b>AM Peak</b>	<b>09:00</b>			<b>09:00</b>	<b>09:00</b>	<b>09:00</b>	<b>09:00</b>	<b>11:00</b>	<b>11:00</b>								<b>09:00</b>	
<b>Vol.</b>	<b>16</b>			<b>7</b>	<b>11</b>	<b>18</b>	<b>8</b>	<b>2</b>	<b>1</b>							<b>61</b>		
<b>PM Peak</b>	<b>13:00</b>			<b>12:00</b>	<b>18:00</b>	<b>17:00</b>	<b>13:00</b>	<b>13:00</b>	<b>15:00</b>							<b>13:00</b>		
<b>Vol.</b>	<b>17</b>			<b>3</b>	<b>11</b>	<b>18</b>	<b>14</b>	<b>5</b>	<b>1</b>							<b>60</b>		

# City of Roseville

311 Vernon Street  
Roseville, CA 95678  
**(916) 746-1300**

Site Code: PAINTED NS

EB

Start Time	15	20	25	30	35	40	45	50	55	60	65	70	75	999	Total	Pace Speed	Number in Pace
07/11/19	0	0	1	0	1	0	0	0	0	0	0	0	0	0	2	14-23	1
01:00	0	0	0	1	1	0	0	0	0	0	0	0	0	0	2	24-33	2
02:00	0	0	0	0	1	0	0	0	0	0	0	0	0	0	1	24-33	1
03:00	0	0	0	0	0	0	0	0	0	0	0	0	0	0	0	*	*
04:00	0	0	1	1	3	1	0	0	0	0	0	0	0	0	6	31-40	4
05:00	0	0	0	2	5	2	0	0	0	0	0	0	0	0	9	31-40	7
06:00	0	0	2	4	9	4	0	0	0	0	0	0	0	0	19	31-40	13
07:00	3	0	2	8	13	8	0	0	0	0	0	0	0	0	34	26-35	21
08:00	11	0	0	9	11	10	3	2	0	0	0	0	0	0	46	29-38	21
09:00	*	*	*	*	*	*	*	*	*	*	*	*	*	*	*	*	*
10:00	*	*	*	*	*	*	*	*	*	*	*	*	*	*	*	*	*
11:00	*	*	*	*	*	*	*	*	*	*	*	*	*	*	*	*	*
12 PM	*	*	*	*	*	*	*	*	*	*	*	*	*	*	*	*	*
13:00	*	*	*	*	*	*	*	*	*	*	*	*	*	*	*	*	*
14:00	*	*	*	*	*	*	*	*	*	*	*	*	*	*	*	*	*
15:00	*	*	*	*	*	*	*	*	*	*	*	*	*	*	*	*	*
16:00	*	*	*	*	*	*	*	*	*	*	*	*	*	*	*	*	*
17:00	*	*	*	*	*	*	*	*	*	*	*	*	*	*	*	*	*
18:00	*	*	*	*	*	*	*	*	*	*	*	*	*	*	*	*	*
19:00	*	*	*	*	*	*	*	*	*	*	*	*	*	*	*	*	*
20:00	*	*	*	*	*	*	*	*	*	*	*	*	*	*	*	*	*
21:00	*	*	*	*	*	*	*	*	*	*	*	*	*	*	*	*	*
22:00	*	*	*	*	*	*	*	*	*	*	*	*	*	*	*	*	*
23:00	*	*	*	*	*	*	*	*	*	*	*	*	*	*	*	*	*
Total	14	0	6	25	44	25	3	2	0	0	0	0	0	0	119		
Percent	11.8%	0.0%	5.0%	21.0%	37.0%	21.0%	2.5%	1.7%	0.0%	0.0%	0.0%	0.0%	0.0%	0.0%			
AM Peak	08:00		06:00	08:00	07:00	08:00	08:00	08:00							08:00		
Vol.	11		2	9	13	10	3	2							46		
PM Peak																	
Vol.																	
Total	177	0	39	135	217	100	25	4	0	0	0	0	0	0	697		
Percent	25.4%	0.0%	5.6%	19.4%	31.1%	14.3%	3.6%	0.6%	0.0%	0.0%	0.0%	0.0%	0.0%	0.0%			

15th Percentile : 8 MPH  
50th Percentile : 29 MPH  
85th Percentile : 36 MPH  
95th Percentile : 39 MPH

Stats  
10 MPH Pace Speed : 26-35 MPH  
Number in Pace : 352  
Percent in Pace : 50.5%  
Number of Vehicles > 55 MPH : 0  
Percent of Vehicles > 55 MPH : 0.0%  
Mean Speed(Average) : 26 MPH